

Timestamp	1. Do you know what an ECOBRICK is? -	2. Have you ever made an ECOBRICK before?	3. Do you know how much an ECOBRICK should weigh?	4. How confident do you feel in making an in weight
06/06/2019 07:37:47	Yes	No	No	6
26/06/2019 15:40:17	Yes	Yes	Yes	I THINK I have made a solid ecobrick
26/06/2019 15:51:53	Yes	Yes	Yes	I KNOW exactly how to make the BEST ecobrick!!
26/06/2019 15:52:14	Yes	Yes	Yes	I THINK I have made a solid ecobrick
26/06/2019 16:01:01	Yes	No	No	I KNOW exactly how to make the BEST ecobrick!!
26/06/2019 16:10:08	Yes	Yes	Yes	
26/06/2019 16:15:10	Yes	Yes	Yes	6
26/06/2019 16:24:19	Yes	Yes	Yes	9
26/06/2019 16:26:32	Yes	Yes	No	3
26/06/2019 16:30:56	Yes	Yes	Yes	8
26/06/2019 16:31:22	Yes	No	No	8
26/06/2019 16:37:44	Yes	Yes	Yes	2
26/06/2019 16:43:46	Yes	Yes	No	
26/06/2019 16:54:15	Yes	Yes	Yes	8
26/06/2019 16:55:55	Yes	Yes	Yes	9
26/06/2019 16:56:38	Yes	Yes	Yes	9
26/06/2019 17:02:11	Yes	No	Yes	7
26/06/2019 17:23:47	Yes	Yes	Yes	8
26/06/2019 18:01:19	Yes	Yes	Yes	2
26/06/2019 18:21:07	Yes	Yes	Yes	10
26/06/2019 18:50:24	Yes	Yes	Yes	8
26/06/2019 18:50:26	Yes	Yes	Yes	9
26/06/2019 19:00:05	Yes	Yes	No	4
26/06/2019 19:44:54	Yes	Yes	Yes	8
26/06/2019 20:13:12	Yes	Yes	Yes	9
26/06/2019 20:24:42	Yes	Yes	Yes	10
26/06/2019 20:29:14	Yes	Yes	No	0
26/06/2019 20:36:52	Yes	Yes	No	5
26/06/2019 21:01:36	Yes	Yes	No	0
26/06/2019 21:36:05	Yes	Yes	Yes	8
26/06/2019 21:38:01	Yes	Yes	Yes	8
26/06/2019 22:02:37	Yes	Yes	Yes	2
26/06/2019 22:22:16	Yes	Yes	Yes	9
26/06/2019 23:09:00	Yes	Yes	Yes	5
26/06/2019 23:19:20				8
26/06/2019 23:49:55	Yes	Yes	Yes	6
27/06/2019 07:07:49	Yes	Yes	Yes	10
27/06/2019 07:13:24	Yes	Yes	Yes	6
27/06/2019 08:40:48	Yes	No	No	5
27/06/2019 09:07:06	Yes	Yes	Yes	8
27/06/2019 09:10:58	Yes	Yes	Yes	7
27/06/2019 09:16:20	Yes	Yes	No	7
27/06/2019 09:18:44	Yes	Yes	Yes	10
27/06/2019 10:12:31	Yes	No	Yes	6
27/06/2019 10:47:29	Yes	Yes	Yes	10

5. What are the main rules for making an ECOBRICK?	6. What do you struggle with most when making an ECOBRICK?	7. How confident would you feel in teaching somebody	8. Would you like to run your
Plastic must be clean + dry, to weight + solid as a 'BRICK'	Getting it up to the correct weight. I can only get 1 litre bottles to 270g!		
Plastic must be clean + dry, to weight + solid as a 'BRICK'	Meeting the weight requirement		
Plastic must be clean + dry, to weight + solid as a 'BRICK'	Filling larger bottles to weight.		
Plastic must be clean + dry, to weight + solid as a 'BRICK'	Starting as life is a bit chaotic at the moment		
Plastic must be clean + dry, to weight + solid as a 'BRICK'	Not getting airpockets and getting the correct weight.		
Plastic must be clean + dry, to weight + solid as a 'BRICK'	achey hands!	6	No
Plastic must be clean + dry, to weight + solid as a 'BRICK'	Meaning sure i levas no gaps	9	No
Plastic must be clean + dry, to weight + solid as a 'BRICK'	Getting it to the minimum weight requirement even though it's completely solid!	3	No
Plastic must be clean + dry, to weight + solid as a 'BRICK'	time consuming!	6	Maybe
Plastic must be clean + dry, to weight + solid as a 'BRICK'		8	No
Plastic must be clean + dry, to weight + solid as a 'BRICK'	Getting it to be heavy enough, though i have found it hard to discover exactly what	2	No
Plastic must be clean + dry, to weight + solid as a 'BRICK'	Pressing it all down	7	Maybe
Plastic must be clean + dry, to weight + solid as a 'BRICK'		4	No
Plastic must be clean + dry, to weight + solid as a 'BRICK'	Getting all the plastic washed thoroughly and dried.	9	Maybe
Plastic must be clean + dry, to weight + solid as a 'BRICK'	I am struggling pushing the plastic into coca cola bottles	10	Yes
Plastic must be clean + dry, to weight + solid as a 'BRICK'	The time it takes to cut up bigger bits of plastic	0	No
Plastic must be clean + dry, to weight + solid as a 'BRICK'	Cleaning some messy tangled up pieces of plastic	6	Maybe
Plastic must be clean + dry, to weight + solid as a 'BRICK'	The required weight means the plastic has to be insanely dense. Really, really hard	5	No
Plastic must be clean + dry, to weight + solid as a 'BRICK'	Muscle ache ☐	5	No
Plastic must be clean + dry, to weight + solid as a 'BRICK'	Time!	8	No
Plastic must be clean + dry, to weight + solid as a 'BRICK'		9	No
Plastic must be clean + dry, to weight + solid as a 'BRICK'	Knowing what I'm allowed to put in it!	5	Maybe
Plastic must be clean + dry, to weight + solid as a 'BRICK'	Time it takes. Would be amazing to come up with an automatic stuffer that presses	8	No
Plastic must be clean + dry, to weight + solid as a 'BRICK'	Compacting enough, but easier now I've learnt to cut plastic up	8	No
Plastic must be clean + dry, to weight + solid as a 'BRICK'	Pain, I have tendinitis. The stuffing is difficult for me.	10	Maybe
Plastic must be clean + dry, to weight + solid as a 'BRICK'	Where to take them. Am I doing it right?	2	Yes
Plastic must be clean + dry, to weight + solid as a 'BRICK'	Filling every crevice and knowing where to deposit them!	6	No
Plastic must be clean + dry, to weight + solid as a 'BRICK'	Squishing it in	0	Yes
Plastic must be clean + dry, to weight + solid as a 'BRICK'	It's really time consuming.	7	Yes
Plastic must be clean + dry, to weight + solid as a 'BRICK'	Cleaning and drying and storing plastic	8	No
Plastic must be clean + dry, to weight + solid as a 'BRICK'	Getting it dense enough	2	Maybe
Plastic must be clean + dry, to weight + solid as a 'BRICK'	Getting it up to weight, even when it feels full	7	No
Plastic must be clean + dry, to weight + solid as a 'BRICK'	Storing them once done.	5	No
	Getting it completely bricklike - there usually is a little bit of the bottle halfway down	8	
Plastic must be clean + dry, to weight + solid as a 'BRICK'	Cleaning, drying and making sure no degradable materials are attached, also com	6	Maybe
Plastic must be clean + dry, to weight + solid as a 'BRICK'	I expect like most people getting the last bits in!	8	Maybe
Plastic must be clean + dry, to weight + solid as a 'BRICK'	Getting the right weight and finding somewhere to deposit.	4	No
Plastic must be clean + dry, to weight + solid as a 'BRICK'	Getting started	4	No
Plastic must be clean + dry, to weight + solid as a 'BRICK'	Getting up to 660g in a 2L bottle but practice makes perfect!	7	No
Plastic must be clean + dry, to weight + solid as a 'BRICK'	Packing it tight enough and registering it via the complex system online	5	No
Plastic must be clean + dry, to weight + solid as a 'BRICK'	Stuffing it	6	Maybe
Plastic must be clean + dry, to weight + solid as a 'BRICK'	Getting other people to do it right	10	Yes
Plastic must be clean + dry, to weight + solid as a 'BRICK'		6	Maybe
Plastic must be clean + dry, to weight + solid as a 'BRICK'	Getting the plastic compacted into the bottle enough.	10	Maybe

9. Do you know you can build with ECOBRICKS!? Have you	10. How confident would you feel to build with ECOBRICKS?	11. Have you taken part in an ECOBRICK workshop before?	12. Would you like to take part in an ECOBRICK workshop?
No	5	No	Yes
Yes, I did know but have not made anything	5	No	Yes
Yes, I did know but have not made anything	7	No	No
Yes, I did know but have not made anything	7	No	No
Yes, I did know but have not made anything	8	No	No
Yes, I did know but have not made anything	1	No	Yes
Yes, I did know but have not made anything	1	No	No
Yes, I did know but have not made anything	5	No	Yes
Yes, I did know but have not made anything	3	No	Yes
Yes, I did know but have not made anything	7	No	Yes
Yes, I did know but have not made anything	8	No	Yes
Yes, I did know but have not made anything	0	No	No
Yes, I did know but have not made anything	0	No	Yes
Yes, I did know but have not made anything	4	No	No
Yes, I did know but have not made anything	5	No	No
Yes, I did know but have not made anything	3	Yes	No
Yes, I did know but have not made anything	0	No	Yes
No, I did not know + have not made anything yet!!	2	No	Yes
Yes, I did know but have not made anything	3	No	Yes
Yes, I did know but have not made anything	3	No	No
Yes, I did know but have not made anything	2	No	
Yes, I did know but have not made anything	2	No	No
Yes, I did know but have not made anything	0	No	No
Yes, I did know but have not made anything	4	No	No
Yes, I did know but have not made anything	6	No	No
Yes, I did know but have not made anything	8	No	No
Yes, I did know but have not made anything	0	No	Yes
No, I did not know + have not made anything yet!!	0	No	No
Yes, I did know but have not made anything	0	No	Yes
Yes, I did know but have not made anything	7	No	Yes
Yes, I did know but have not made anything	2	No	No
Yes, I did know but have not made anything	1	No	Yes
Yes, I did know but have not made anything	3	No	No
Yes, I did know but have not made anything	0	No	Yes
	0		
No, I did not know + have not made anything yet!!	4	No	No
Yes, I did know but have not made anything	2	No	
Yes, I did know but have not made anything	1	No	No
Yes, I did know but have not made anything	3	No	Yes
Yes, I did know but have not made anything	0	No	Yes
Yes, I did know but have not made anything	1	No	Yes
Yes, I did know but have not made anything	1	No	Yes
Yes, I did know but have not made anything	4	No	Yes
No, I did not know + have not made anything yet!!	6	No	Yes
Yes, I did know but have not made anything	7	No	Yes

13. Do you know where in Bristol you can drop off your ECOBRICKS?	14. Would you like there to be a deposit bin in your work place?	15. Would you like there to be a deposit bin in your work place?	16. Would you like Bricking-it?	17. Would you Bricking-it?	18. Would you like to be a Bricking-it member?
No	Yes	Yes	Yes	Maybe	No
Yes	Top end Gloucester Rd e	No	Yes	No	Yes
No	Yes, Westbury on Trym	Park House, Park St	Yes	No	No
Yes	Yes, Bs13/hartcliffe	No	Yes	Yes	Yes
No	Yes, Fishponds	No	No	No	No
No	Yes	Yes	Yes	Yes	Yes
No	Yes	Yes	No	Yes	Yes
Yes	Yes	No	Yes	No	Yes
No	Yes	Yes	Yes	Yes	Yes
No	Yes	No	Yes	No	Yes
Yes	Yes	No	Yes	No	Yes
No	Yes	Yes	No	No	No
Yes	Yes	Yes	Yes	Yes	
No	Yes	Yes	No	No	No
No	Yes	Yes	Yes	Yes	Yes
Yes	Yes	Yes	Yes	Yes	Yes
Yes	Yes	Yes	Yes	No	No
No	Yes	Yes	Yes	No	Yes
No	Yes	No	Yes	No	No
No	Yes	Yes	Yes	No	Yes
Yes	Yes		Yes	No	Yes
Yes	Yes	No	Yes	No	Yes
No	Yes	Yes	Yes	Yes	Yes
No	Yes	Yes	No	Yes	No
Yes	Yes	No	Yes	No	No
No	Yes	No	Yes	Yes	Yes
No	Yes	No	No	No	Yes
No	Yes	Yes	Yes	Yes	Yes
Yes	Yes	Yes	Yes	Yes	Yes
No	Yes	No	Yes	No	Yes
No	Yes	Yes	Yes	Yes	Yes
No	Yes	No	Yes	No	No
No	Yes		Yes		Yes
No	Yes	No	Yes	No	Yes
No	Yes		Yes		Yes
No	Yes	Yes	Yes	Yes	No
No	Yes	Yes	Yes	Yes	Yes
No	Yes	No	Yes	No	Yes
No	Yes	Yes	Yes	Yes	Yes
No	Yes	No	Yes	No	No
No	Yes	No	Yes	No	Yes
Yes	Yes	Yes	Yes	Yes	Yes
Yes	Yes	Yes	Yes	No	Yes

18. Would you consider volunteering for Bricking-it Bristol in any of the following roles?

Construction of small structures (using cob hemcrete ect...), Construction of Art Installations

Social Media

No thank you

Construction of small structures (using cob hemcrete ect...), Presenting Workshops, Construction of Art Installations

Admin

Construction of Art Installations

Fundraising, Event Management, Construction of Art Installations

Construction of small structures (using cob hemcrete ect...), Admin, Social Media, Presenting Workshops

Construction of small structures (using cob hemcrete ect...)

Construction of small structures (using cob hemcrete ect...), Admin

Admin, Social Media, Presenting Workshops

Admin, Social Media, Presenting Workshops

Construction of small structures (using cob hemcrete ect...)

Event Management

Presenting Workshops

Admin, Construction of Art Installations

Construction of small structures (using cob hemcrete ect...), Admin, Social Media, Fundraising, Event Management

Construction of small structures (using cob hemcrete ect...), Construction of Art Installations

Construction of small structures (using cob hemcrete ect...), Admin, Fundraising, Event Management

19. Do you recycle? Please state YES or NO and in which area you live	20. Did you know you can recycle your 'SOFT / NON RECYCLIBLE' plastics? (Check out your local supermarket + <a href="http://www.recyclenow.com/local-recycling">www.recyclenow.com/local-recycling</a> )				
	Yes				
Yes Ashley Down	Yes				
Yes - Westbury on Trym.	Yes				
Yes hartcliffe	No				
Fishponds	Yes				
Easton - Yes	Yes				
Yes - I live in Wales but work in Bristol UWE	Yes				
Yes Southville	No				
YES CLIFTONWOOD	Yes				
Yes, st pauls	No				
Yes, Wapping Wharf	No				
Yes - Westbury on Trym	No				
Yes, Bishopston	No				
Yes, brislington	No				
Yes. Bishopston.	Yes				
Yes. Redfield	No				
Yes - Pill	Yes				
Yes Cheswick	No				
Yes, windmill Hill	Yes				
Yes Midsomer Norton	Yes				
Yes st George	Yes				
Yes. Horfield	No				
Yes. Cotham	No				
Yes - city centre	Yes				
Yes, Brislington	No				
Yes SeaMills	Yes				
Yes Bishopston	Yes				
Yes, Filton	No				
Yes, Hanham	No				
Yes. Upper Eastville	Yes				
Yes, kingswood/ warmley	Yes				
Yes north Somerset	No				
Yes. Thornbury	No				
Yes. Bedminster	Yes				
	No				
Yes, st Werburghs	No				
Yes, I live in Chippenham in Wiltshire					
Yes. Downend	Yes				
Yes - north somerset	No				
Yes, Redland	Yes				
Yes st Jude's	No				
Bristol	Yes				
Yes. Horfield	Yes				
Yes Bristol	Yes				
Yes. Westbury on Trym	Yes				

Timestamp	1. Do you know what an ECOBRICK is? -	2. Have you ever made an ECOBRICK before?	3. Do you know how much an ECOBRICK should weigh?	4. How confident do you feel in making an in weight
27/06/2019 10:59:38	Yes	No	No	6
27/06/2019 14:19:52	Yes	Yes	No	5
27/06/2019 15:55:46	Yes	Yes	No	5
27/06/2019 21:57:58	Yes	Yes	Yes	8
27/06/2019 22:30:29	Yes	Yes	Yes	8
27/06/2019 22:56:42	Yes	Yes	Yes	8
27/06/2019 23:28:26	Yes	Yes	Yes	8
28/06/2019 08:18:24	Yes	No	Yes	3
28/06/2019 08:45:34	Yes	Yes	Yes	8
28/06/2019 13:55:21	Yes	No	Yes	6
28/06/2019 16:55:11	Yes	Yes	Yes	8
28/06/2019 22:14:23	Yes	No	No	5
28/06/2019 23:34:35	Yes	Yes	Yes	7
29/06/2019 08:53:09	Yes	Yes	Yes	7
30/06/2019 03:24:25	Yes	Yes	Yes	7
30/06/2019 17:43:07	Yes	Yes	Yes	8
02/07/2019 12:36:35	Yes	No	Yes	4
02/07/2019 14:36:14	Yes	Yes	No	2
02/07/2019 21:50:49	Yes	No	No	5
02/07/2019 20:11:24	Yes	No	Yes	7
02/07/2019 22:37:16	Yes	No	No	7
03/07/2019 14:19:25	Yes	Yes	Yes	8
04/07/2019 17:56:16	Yes	Yes	Yes	8
04/07/2019 18:02:13	Yes	Yes	No	5
10/07/2019 08:10:48	Yes	Yes	No	0
10/07/2019 12:44:50	Yes	Yes	No	8
15/07/2019 11:23:46	Yes	Yes	Yes	5
17/07/2019 21:20:46	Yes	Yes	No	0
18/07/2019 12:38:32	Yes	Yes	No	2
18/07/2019 18:17:30	No	No	No	1
18/07/2019 19:09:51				
21/07/2019 00:13:09	Yes	Yes	Yes	8
21/07/2019 08:53:03	Yes	Yes	Yes	1
21/07/2019 18:22:19	Yes	Yes	No	
24/07/2019 15:10:34	Yes	Yes	No	5
25/07/2019 13:52:08	Yes	Yes	Yes	6
26/07/2019 08:22:26	Yes	Yes	Yes	9
26/07/2019 22:39:59				
26/07/2019 22:42:56	Yes	Yes	Yes	2
02/08/2019 19:31:08	Yes	Yes	Yes	8
03/08/2019 13:10:57	Yes	No	No	8
04/08/2019 22:57:46	Yes	Yes	Yes	5
05/08/2019 15:49:02	Yes	Yes	Yes	10

5. What are the main rules for making an ECOBRICK?	6. What do you struggle with most when making an ECOBRICK?	7. How confident would you feel in teaching somebody	8. Would you like to run your
Plastic must be clean + dry, to weight + solid as a 'BRICK'	Knowing which plastics are ok and where to deposit them	4	No
Plastic must be clean + dry, to weight + solid as a 'BRICK'		5	No
Plastic must be clean + dry, to weight + solid as a 'BRICK'	finding plastic bottles without having to buy them	5	No
Plastic must be clean + dry, to weight + solid as a 'BRICK'	Finding the right tools to get it to weight	8	Maybe
Plastic must be clean + dry, to weight + solid as a 'BRICK'	Making it heavy enough; poking it down that much with a wooden spoon makes m	5	No
Plastic must be clean + dry, to weight + solid as a 'BRICK'	Getting the bottom solid	6	Maybe
Plastic must be clean + dry, to weight + solid as a 'BRICK'		8	Yes
Plastic must be clean + dry, to weight + solid as a 'BRICK'	Keeping on top of cleaning and drying the plastic.	7	Maybe
Plastic must be clean + dry, to weight + solid as a 'BRICK'	Giving it away	5	No
Plastic must be clean + dry, to weight + solid as a 'BRICK'	all the washing and drying involved	6	Maybe
Plastic must be clean + dry, to weight + solid as a 'BRICK'	Enough Plastic Bottles as we have cut down but still have a lot of plastic wrap	8	Maybe
Plastic must be clean + dry, to weight + solid as a 'BRICK'		0	No
Plastic must be clean + dry, to weight + solid as a 'BRICK'	Packing it tightly & filling up the spaces.	4	No
Plastic must be clean + dry, to weight + solid as a 'BRICK'	I'm in the midst of making my first, so far so good I think	7	Maybe
Plastic must be clean + dry, to weight + solid as a 'BRICK'	Knowing what I can put in it	5	No
Plastic must be clean + dry, to weight + solid as a 'BRICK'	Compressing everything down so you can add more to make the weight up	10	No
Plastic must be clean + dry, to weight + solid as a 'BRICK'	I need more information to check I ma doing it right	0	Maybe
Plastic must be clean + dry, to weight + solid as a 'BRICK'	Packing tightly enough from the beginning, encouraging other household members	1	Maybe
Plastic must be clean + dry, to weight + solid as a 'BRICK'	Getting round to it!	2	No
Plastic must be clean + dry, to weight + solid as a 'BRICK'		3	No
Plastic must be clean + dry, to weight + solid as a 'BRICK'		4	No
Plastic must be clean + dry, to weight + solid as a 'BRICK'	getting enough in the brick	7	No
Plastic must be clean + dry, to weight + solid as a 'BRICK'	Finding somewhere to drop it off to	7	No
Plastic must be clean + dry, to weight + solid as a 'BRICK'	Packing it tightly enough I think....	1	No
Plastic must be clean + dry, to weight + solid as a 'BRICK'	Wasn't told about weight when I embarked on making bricks - watched video, reac	0	No
The ecobrick can be dirty + wet, has no weight restrictions + can be squeezed like a.. EMPTY brick!!		9	Yes
Plastic must be clean + dry, to weight + solid as a 'BRICK'	washing drying	8	No
Plastic must be clean + dry, to weight + solid as a 'BRICK'	Filling in all the space	5	No
Plastic must be clean + dry, to weight + solid as a 'BRICK',	Getting bigger bits into the bottle	7	Maybe
Plastic must be clean + dry, to weight + solid as a 'BRICK'	Knowing what plastics can be used	0	No
	Knowing what plastics can be used		
Plastic must be clean + dry, to weight + solid as a 'BRICK'	Cleaning and drying plastic	5	No
Plastic must be clean + dry, to weight + solid as a 'BRICK'	Getting it up to weight.	1	No
Plastic must be clean + dry, to weight + solid as a 'BRICK'		4	Maybe
Plastic must be clean + dry, to weight + solid as a 'BRICK'	Getting the plastic tight at the bottom.	6	Yes
Plastic must be clean + dry, to weight + solid as a 'BRICK'	Correct weight	9	No
Plastic must be clean + dry, to weight + solid as a 'BRICK'	Getting plastic clean and dry, and getting the right weight	2	No
Plastic must be clean + dry, to weight + solid as a 'BRICK'	Time to make them - I have 3 kids under 3 x	7	No
Plastic must be clean + dry, to weight + solid as a 'BRICK'	What to do with it afterwards	6	Maybe
Plastic must be clean + dry, to weight + solid as a 'BRICK'	getting enough plastic in the bottle	1	No
Plastic must be clean + dry, to weight + solid as a 'BRICK'	Getting the first few centimetres solid	8	No



9. Do you know you can build with ECOBRICKS!? Have you	10. How confident would you feel to build with ECOBRICKS?	11. Have you taken part in an ECOBRICK workshop before?	12. Would you like to take part in an ECOBRICK workshop?
Yes, I did know but have not made anything	3	No	Yes
No, I did not know + have not made anything yet!!	3	No	Yes
Yes, I did know but have not made anything	1	No	Yes
Yes, I did know but have not made anything	5	No	Yes
Yes, I did know but have not made anything	3	No	Yes
Yes, I did know but have not made anything	5	No	Yes
Yes, I did know but have not made anything	3		
Yes, I did know but have not made anything	5	No	Yes
No, I did not know + have not made anything yet!!	3	No	No
Yes, I did know but have not made anything	1	No	Yes
Yes, I did know but have not made anything	3	No	Yes
Yes, I did know but have not made anything	2	No	Yes
No, I did not know + have not made anything yet!!	2	No	Yes
Yes, I did know but have not made anything	3	No	Yes
Yes, I did know but have not made anything	3	No	Yes
Yes, I did know but have not made anything	4	No	No
No, I did not know + have not made anything yet!!	0	No	Yes
Yes, I did know but have not made anything	2	No	Yes
Yes, I did know but have not made anything	0	No	Yes
Yes, I did know but have not made anything	3	No	Yes
Yes, I did know but have not made anything	7	No	No
Yes, I did know but have not made anything	7	No	No
Yes, I did know but have not made anything	2	No	Yes
Yes, I did know but have not made anything	0	No	No
Yes, I did know but have not made anything	0	No	Yes
No, I did not know + have not made anything yet!!	8	No	Yes
Yes, I did know but have not made anything	5	No	
No, I did not know + have not made anything yet!!		No	No
Yes, I did know but have not made anything	6	No	Yes
No, I did not know + have not made anything yet!!	0	No	Yes
Yes, I did know but have not made anything	1	No	No
Yes, I did know but have not made anything	0	No	No
No, I did not know + have not made anything yet!!	4	No	Yes
No, I did not know + have not made anything yet!!	2	No	Yes
Yes, I did know but have not made anything	0	No	No
Yes, I did know but have not made anything	0	No	No
Yes, I did know but have not made anything	5	No	No
Yes, I did know but have not made anything	1	No	No
Yes, I did know but have not made anything	1	No	No
Yes, I did know but have not made anything	0	No	No

13. Do you know where in Bristol you can drop off your ECOBRICKS?	14. Would you like there to be a deposit bin in your work?	15. Would you like there to be a deposit bin in your work?	16. Would you like Bricking-it?	17. Would you Bricking-it?	18. Would you like to be c
No	Yes	No	Yes	No	Yes
No	Yes	Yes	Yes	Yes	No
No	Yes	Yes	Yes		Yes
No	Yes	Yes	Yes	Yes	Yes
No	Yes	Yes	Yes	Yes	Yes
No	Yes	Yes	Yes	No	Yes
Yes	Yes	Yes		Yes	Yes
Yes	Yes	Yes	Yes	Yes	Yes
No	Yes	Yes	Yes	Yes	Yes
Yes	Yes	No	Yes	No	Yes
No	Yes	Yes	Yes	No	Yes
No	Yes	Yes	Yes	Yes	Yes
No	Yes	No	Yes	No	Yes
No	Yes	Yes	Yes	Yes	Yes
No	Yes	Yes	Yes	Yes	Yes
Yes	Yes	Yes	No	No	No
No	Yes	Yes	Yes	Yes	No
No	Yes	Yes	Yes	No	Yes
No	Yes	No	Yes	No	No
No	Yes	Yes	No	No	No
No	Yes	No	Yes	No	Yes
No	Yes	No	Yes	No	No
No	Yes	Yes	Yes	Yes	Yes
No	Yes	Yes	Yes	No	Yes
No	Yes	Yes	Yes	Yes	Yes
Yes	Yes	Yes	Yes	Yes	Yes
Yes	Yes	Yes	Yes	No	Yes
No	Yes	No	No	No	Yes
No	Yes	Yes	Yes	Yes	Yes
No	Yes	No	Yes	No	Yes
No	Yes	No	Yes	No	Yes
Yes	Yes		Yes		Yes
No	Yes				Yes
Yes	Yes	Yes	Yes	Yes	Yes
No	Yes	Yes	Yes	Yes	Yes
Yes	Yes	Yes	Yes	Yes	No
No	Yes	No	Yes	No	Yes
No	Yes	Yes	No	No	Yes
No	Yes	Yes	Yes	Yes	Yes
No	Yes	Yes	Yes	No	No
No	Yes	No	No	No	Yes

18. Would you consider volunteering for Bricking-it Bristol in any of the following roles?

Construction of small structures (using cob hemcrete ect...), Fundraising, Event Management

Construction of small structures (using cob hemcrete ect...), Admin, Event Management, Construction of Art Installations

Presenting Workshops

Construction of small structures (using cob hemcrete ect...), Social Media, Fundraising, Event Management

Construction of small structures (using cob hemcrete ect...), Admin

Construction of small structures (using cob hemcrete ect...)

Construction of small structures (using cob hemcrete ect...), Fundraising, Event Management

Construction of small structures (using cob hemcrete ect...), Presenting Workshops

Social Media

Construction of small structures (using cob hemcrete ect...), Presenting Workshops, Construction of Art Installations

I'm a vegan cook and cookery teacher - I used to do this for a living with a. vegan campaign group and am now retired but still do outreach. Going vegan is the single most effective way ea

Presenting Workshops

helping out at a workshop

Admin

19. Do you recycle? Please state YES or NO and in which area you live	20. Did you know you can recycle your 'SOFT / NON RECYCLIBLE' plastics? (Check out your local supermarket + <a href="http://www.recyclenow.com/local-recycling">www.recyclenow.com/local-recycling</a> )				
Yes bedminster	No				
Yes bedminster	Yes				
Yes Bishopston	Yes				
Yes Ashley down	No				
Yes, Bishopsworth	No				
Yes Henbury	No				
Yes. Redland	No				
Yes Patchway	Yes				
Yes Knowle	Yes				
Yes Thornbury S Glos	Yes				
Yes Westbury on Trym	Yes				
Yes Horfield	No				
Yes Knowle West	No				
Yes southville	Yes				
YES Easton	No				
Yes. Headley park bs13	No				
yes, st.phillips	Yes				
Yes. St George	No				
Yes - Southville	No				
Yes	No				
YES HORFIELD	No				
yes clifton	Yes				
Yes St Pauls	Yes				
Yes. Sneyd Park.	Yes				
Yes - St Andrews	No				
YES BS1	No				
yes - kingswood	No				
	No				
Fishponds	Yes				
Yes Bishopston	Yes				
Yes	No				
Yes. Horfield.	Yes				
Yes stoke boshop					
Yes Kingswood	Yes				
Yes St George	No				
Yes, henleaze	Yes				
	Yes				
Yes	Yes				
Yes Downend	Yes				
Yes. St. Anne's	Yes				
yes Totterdown	No				
Yes Lockleaze	Yes				

Timestamp	1. Do you know what an ECOBRICK is? -	2. Have you ever made an ECOBRICK before?	3. Do you know how much an ECOBRICK should weigh?	4. How confident do you feel in making an in weight
06/08/2019 17:45:13	Yes	Yes	No	5
10/08/2019 01:57:17	Yes	Yes	No	3
13/08/2019 11:41:48	Yes	Yes	Yes	6
14/08/2019 15:58:28	Yes	No	Yes	7
15/08/2019 14:55:15	Yes	Yes	Yes	7
18/08/2019 09:55:41	Yes	Yes	Yes	8
20/08/2019 13:59:15	Yes	Yes	Yes	10
22/08/2019 17:05:32	Yes	Yes	No	8
22/08/2019 17:57:22	Yes	Yes	Yes	5
26/08/2019 23:20:53	Yes	Yes		10
27/08/2019 15:51:40	Yes	Yes	Yes	9
02/09/2019 10:51:00	Yes	No	Yes	6
08/09/2019 20:43:23	Yes	No	Yes	7
17/09/2019 13:50:13	Yes	Yes	Yes	10
18/09/2019 10:48:21	Yes	No	No	7
24/09/2019 20:58:15	Yes	No	No	10
25/09/2019 07:38:36	Yes	Yes	No	5
26/09/2019 10:40:02	Yes	Yes	No	3
27/09/2019 11:59:17	Yes	No	No	2
01/10/2019 15:43:42	Yes	Yes	Yes	7
03/10/2019 17:32:15	Yes	Yes	Yes	9
09/10/2019 07:22:51	Yes	Yes	Yes	7
09/10/2019 13:57:04	Yes	Yes	Yes	8

5. What are the main rules for making an ECOBRICK?	6. What do you struggle with most when making an ECOBRICK?	7. How confident would you feel in teaching somebody	8. Would you like to run your
Plastic must be clean + dry, to weight + solid as a 'BRICK'	Getting the right weight	6	Yes
Plastic must be clean + dry, to weight + solid as a 'BRICK'	Getting brick heavy enough	0	No
Plastic must be clean + dry, to weight + solid as a 'BRICK'	Knowing what can go in	4	No
Plastic must be clean + dry, to weight + solid as a 'BRICK'		6	No
Plastic must be clean + dry, to weight + solid as a 'BRICK'	Getting it to weight without causing pain and braking wooden spoons	7	No
Plastic must be clean + dry, to weight + solid as a 'BRICK'	Finding the time to chop pieces of plastic up with scissors!	10	No
Plastic must be clean + dry, to weight + solid as a 'BRICK'	Getting the plastic into the bottle	10	
Plastic must be clean + dry, to weight + solid as a 'BRICK'	knowing when it is full enough	8	Maybe
Plastic must be clean + dry, to weight + solid as a 'BRICK'	Making sure it's the correct weight	7	No
Plastic must be clean + dry, to weight + solid as a 'BRICK'	Dealing with random gaps that have occurred lower down the brick.	7	Maybe
Plastic must be clean + dry, to weight + solid as a 'BRICK'	Achieving the correct weight. Does easier though the more you do.	6	No
Plastic must be clean + dry, to weight + solid as a 'BRICK'		7	No
Plastic must be clean + dry, to weight + solid as a 'BRICK'		6	No
Plastic must be clean + dry, to weight + solid as a 'BRICK'	Squeezing it all in!	0	No
Plastic must be clean + dry, to weight + solid as a 'BRICK'		7	No
Plastic must be clean + dry, to weight + solid as a 'BRICK'	finding a project/information to start	0	Maybe
Plastic must be clean + dry, to weight + solid as a 'BRICK'		7	No
Plastic must be clean + dry, to weight + solid as a 'BRICK'	I'm really struggling to find the basic instructions on making an ecobrick and where	2	No
Plastic must be clean + dry, to weight + solid as a 'BRICK'		1	No
Plastic must be clean + dry, to weight + solid as a 'BRICK'	Stuffing large bottles	4	No
Plastic must be clean + dry, to weight + solid as a 'BRICK'	The last big push to fill it, can be a tough slog.	9	No
Plastic must be clean + dry, to weight + solid as a 'BRICK'	i don't	5	Maybe
Plastic must be clean + dry, to weight + solid as a 'BRICK'	Fitting all the compact parts in	8	No

9. Do you know you can build with ECOBRICKS!? Have you	10. How confident would you feel to build with ECOBRICKS?	11. Have you taken part in an ECOBRICK workshop before?	12. Would you like to take part in an ECOBRICK workshop?
No, I did not know + have not made anything yet!!	0	No	Yes
		No	Yes
No, I did not know + have not made anything yet!!	6	No	Yes
Yes, I did know but have not made anything	5	No	Yes
Yes, I did know but have not made anything	0	No	No
Yes, I did know but have not made anything	0	No	Yes
No, I did not know + have not made anything yet!!	5	Yes	Yes
Yes, I did know but have not made anything	2	No	Yes
Yes, I did know but have not made anything	8	No	Yes
Yes, I did know but have not made anything	2	No	Yes
Yes, I did know but have not made anything	0	No	Yes
No, I did not know + have not made anything yet!!	4	No	No
Yes, I did know but have not made anything	6	No	Yes
Yes, I did know but have not made anything	5	No	No
Yes, I did know but have not made anything	0	No	No
No, I did not know + have not made anything yet!!	3	No	Yes
Yes, I did know but have not made anything	5	No	No
Yes, I did know but have not made anything	0	No	No
Yes, I did know but have not made anything	0	No	Yes
Yes, YES. I have built with ECOBRICKS!	7	No	No
No, I did not know + have not made anything yet!!	5	No	No
Yes, I did know but have not made anything	5	No	No
No, I did not know + have not made anything yet!!	1	No	Yes

13. Do you know where in Bristol you can drop off your ECOBRICKS?	14. Would you like there to be a deposit bin in your work?	15. Would you like there to be a deposit bin in your work?	16. Would you like Bricking-it?	17. Would you Bricking-it?	18. Would you like to be a Bricking-it member?
No	Yes	Yes	Yes	Yes	
No	Yes	Yes	Yes	Yes	Yes
Yes	Yes	Yes	Yes	No	No
Yes	Yes		Yes		Yes
Yes	Yes	No	Yes	No	Yes
No	Yes	Yes	Yes	Yes	Yes
No	Yes		Yes		
No	Yes		Yes		Yes
No	Yes	Yes	Yes	No	Yes
No	Yes	Yes	Yes	Yes	Yes
No	Yes	Yes	Yes	No	Yes
No	Yes	Yes	No	No	No
No	Yes	No	Yes	No	No
No	Yes	No	No	No	Yes
No	Yes	Yes	Yes	Yes	No
No	Yes	Yes	Yes	No	Yes
No	Yes	Yes	Yes	No	No
No	Yes	No	Yes	No	No
No	Yes	Yes	Yes	No	Yes
No	Yes	Yes	Yes	No	Yes
No	Yes	Yes	Yes	No	Yes
No	Yes	No	No	No	No
No	Yes	No	Yes	No	Yes



18. Would you consider volunteering for Bricking-it Bristol in any of the following roles?

Construction of small structures (using cob hemcrete ect...), Admin, Social Media, Presenting Workshops, Construction of Art Installations

Construction of small structures (using cob hemcrete ect...), Social Media, Fundraising, Event Management, Construction of Art Installations

Construction of small structures (using cob hemcrete ect...), Construction of Art Installations

Helping to fix underweight bricks

A

Admin, Presenting Workshops

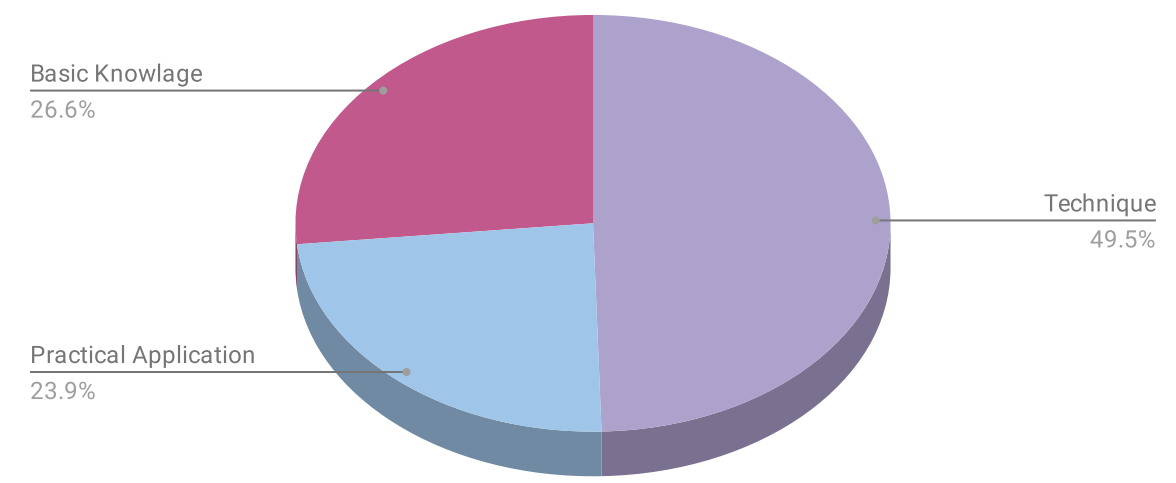
Construction of small structures (using cob hemcrete ect...), Construction of Art Installations

Construction of small structures (using cob hemcrete ect...)

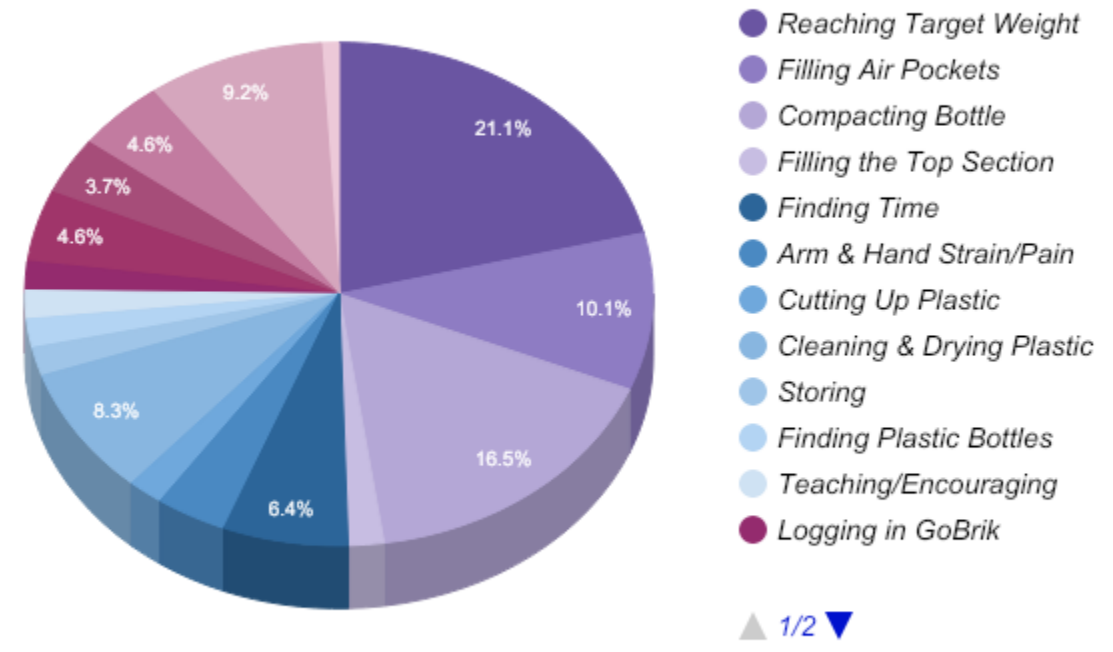
19. Do you recycle? Please state YES or NO and in which area you live	20. Did you know you can recycle your 'SOFT / NON RECYCLIBLE' plastics? (Check out your local supermarket + <a href="http://www.recyclenow.com/local-recycling">www.recyclenow.com/local-recycling</a> )				
YES Southville	No				
Yes Horfield	No				
YES Totterdown	Yes				
Yes. Blagdon ,N. Somerset	No				
YES - Nailsea	Yes				
Yes. Weston super mare	No				
YES Eastville	Yes				
Yes Weston-super-Mare	No				
YES Totterdown	Yes				
Yes, Wiltshire	Yes				
Yes. Clevedon	Yes				
Yes Siston Common	Yes				
YES Yate	Yes				
Yes, Downend	Yes				
	Yes				
yes, north somerset	Yes				
	Yes				
Yes bedminster	Yes				
yes	Yes				
Yes, St Andrews	Yes				
YES Bishopsworth	Yes				
yes Bath	No				
YES - Redcliffe and Redland	Yes				

Catogories	Issues Raised	Catogories	Issues Raised	Catogories	Total
In Weight	23	Reaching Target Weight	23	Technique	54
Air Pockets	11	Filling Air Pockets	11		
Compacting	18	Compacting Bottle	18	Practical Application	26
Final section/Filling the top	2	Filling the Top Section	2		
<b>TOTAL</b>	<b>54</b>	Finding Time	7	Basic Knowlage	29
		Arm & Hand Strain/Pain	4		
Time/Implimentation	7	Cutting Up Plastic	2		
Arm and Hand Strain/Pain	4	Cleaning & Drying Plastic	9		
Cutting up Plastic	2	Storing	2		
Cleaning and Drying Plastic	9	Finding Plastic Bottles	2		
Storing Ecobricks at home	2	Teaching/Encouraging	2		
Finding Plastic Bottles	2	Logging in GoBrik	2		
<b>TOTAL</b>	<b>26</b>	General Understanding	5		
		Knowing Weight	4		
Teaching/Encouraging	2	Knowing What Goes In	5		
Logging on GoBrik	2	Drop Off Location(s)	10		
General Understanding/instructions i.e	5	Contacting Project	1		
Knowing Weight	4				
Knowing What Goes in	5				
Drop Off Location	10				
Contact with Project	1				
<b>TOTAL</b>	<b>29</b>				

Categories of Issues Around Ecobricking

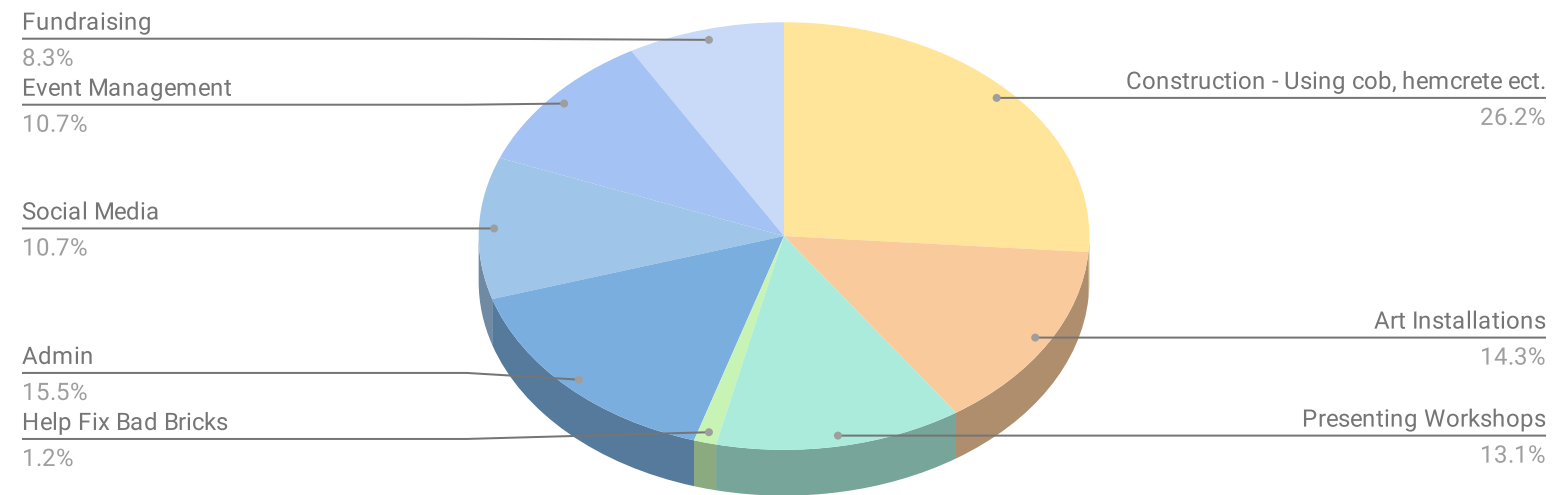


Most Common Difficulties



Examples of Responses	How To Make Them	The Correct Weight	Deposit Bin in Local Area	Attending a Workshops				
Yes	86	72	108	61				
No	22	35		42				
Maybe	0	0		5				
<b>Volunteering Activity Preferences</b>								
	Construction - Using cob, hemcrete ect.	Art Installations	Presenting Workshops	Help Fix Bad Bricks	Admin	Social Media	Event Management	Fundraising
Number	22	12	11	1	13	9	9	7

**Volunteering Activity Preferences**



**Examples of Responses**

