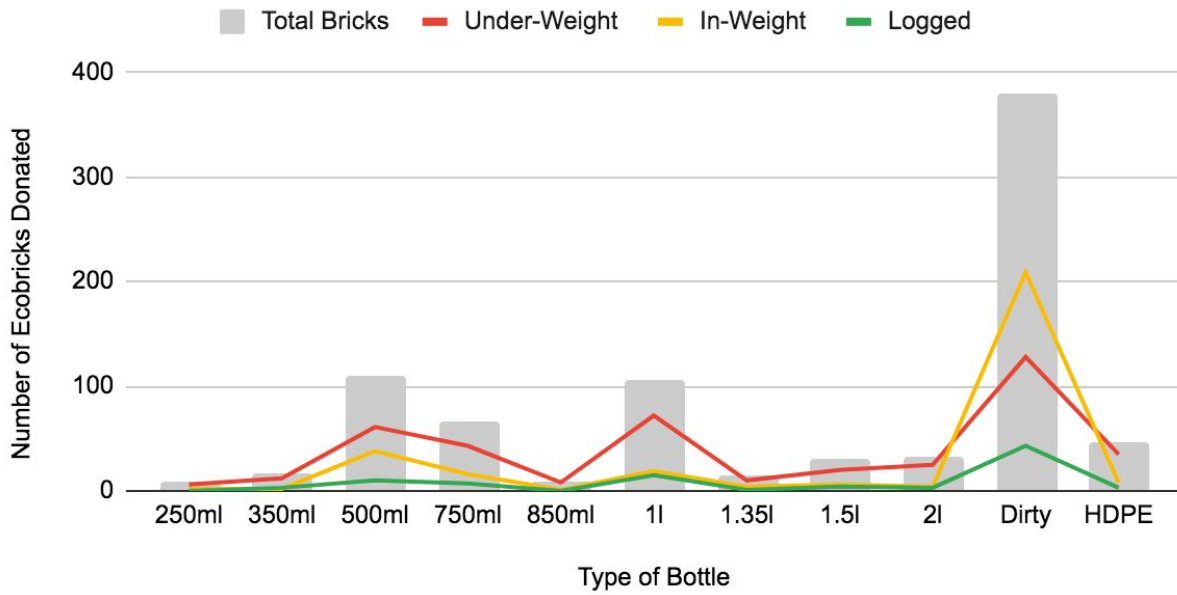


Raw Data (Quantitative)

TIER 1: Brick Quality / Plastic Contained

Results; Gallimaufry / Canteen

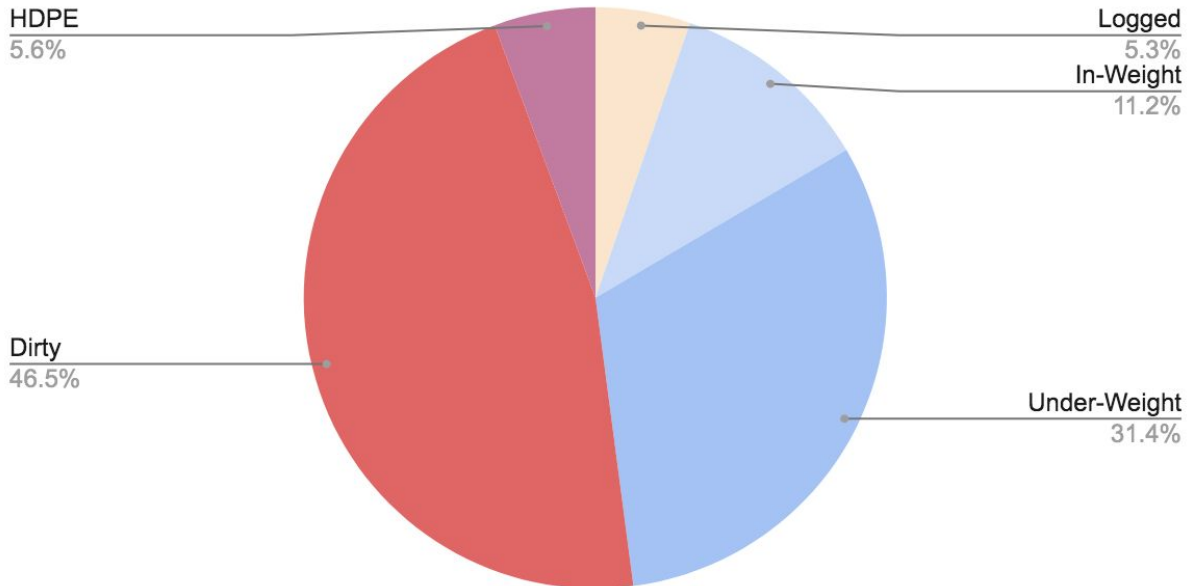
818 Ecobricks Donated Compared To The Volume Logged, In-Weight & Under-Weight



Type of Bottle	250ml	350ml	500ml	750ml	850ml	1l	1.35l	1.5l	2l	Dirty	HDPE	Total
Total Bricks	8	17	109	66	9	106	15	30	32	380	46	818
Type of Bottle	250ml	350ml	500ml	750ml	850ml	1l	1.35l	1.5l	2l	Dirty	HDPE	
Under-Weight	6	12	61	43	8	72	10	20	25	128	35	420
In-Weight	2	2	38	16	1	19	4	6	4	209	8	309
Logged	0	3	10	7	0	15	1	4	3	43	3	89

Total % of Categorized Ecobricks

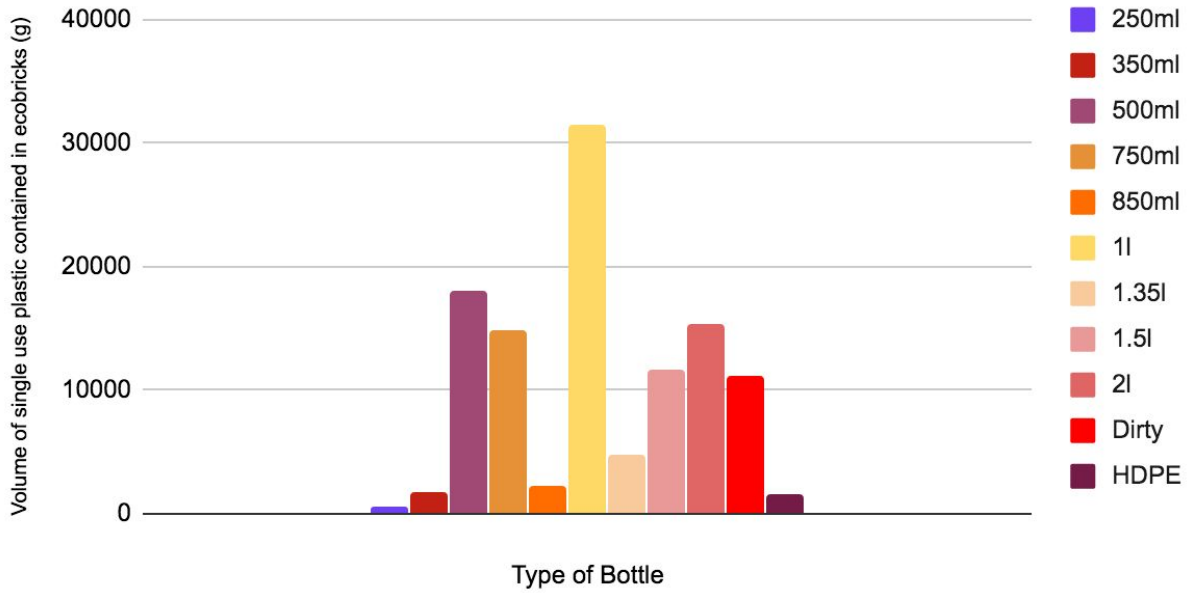
818 Ecobricks Donated from Gallimaufry and Canteen



Logged	In-Weight	Under-Weight	Dirty	HDPE	Total
43	92	257	380	46	818
	Logged	In-Weight	Under-Weight	Total	
	43	92	257	392	
Dirty	43	209	128	380	Total
HDPE	3	8	35	46	818

Tier 1 Results; Total Grams of single use plastic

818 Ecobricks Donated to The Gallimaufry and The Canteen Total = 113505.05g

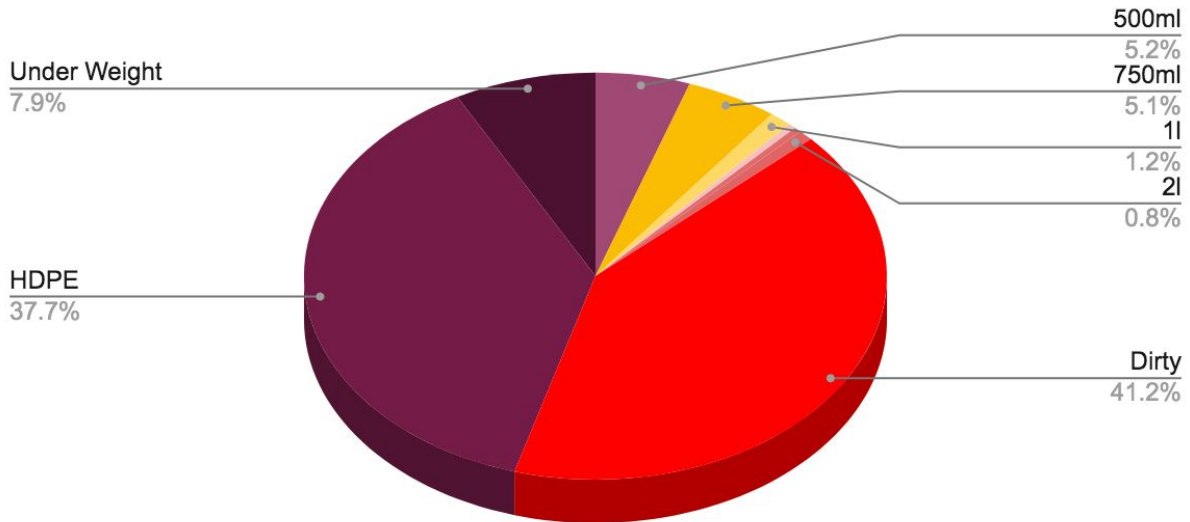


	250ml	350ml	500ml	750ml	850ml	1l	1.35l	1.5l	2l	Dirty	HDPE	Total
Bottle Type	8	17	109	66	9	106	15	30	32	380	46	818
(g) Plastic Total	591	1753	17983	14831	2304	31451	4813	11647	15318	11187.89	1626.16	113505.0485

TIER 2:Brick Quality / Plastic Contained

Gallimaufry/ Canteen Results; Percentage of Bottle Types

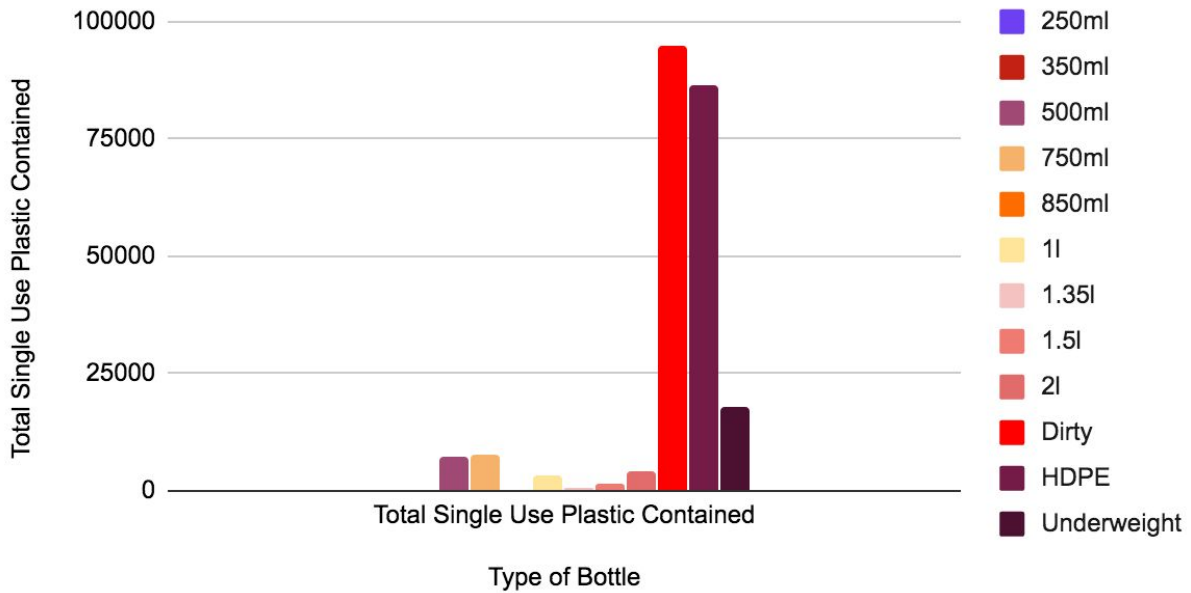
725 Ecobricks Donated



Bottle Type	500ml	750ml	1l	1.35l	1.5l	2l	Dirty	HDPE	Underweight	Total %
Percentage	5.24137 931	5.10344 8276	1.24137 931	0.41379 31034	0.4137 93103 4	0.8275 862069	41.241379 31	37.65517 241	7.862068 966	100
	500ml	750ml	1l	1.35l	1.5l	2l	Dirty	HDPE	Underweight	Total
Bottle Type	38	37	9	3	3	6	299	273	57	725
(g) Plastic Total	7562	7850	3200	693	1580	4220	94749.78	86510.67	18062.67	224428.1111

Tier 2 Results; Total Grams of single use plastic

725 Ecobricks Donated To The Gallimaufry and The Canteen Total = 224428.11g



TIER 3: Brick Quality / Plastic Contained

Bottle Type	500ml	750ml	800ml	850ml	1l	1.5l	2l	Dirty	HDPE	Underweight	Total %
Percentage	24.79108635	18.10584958	0.278551532	0.8356545961	14.48467967	1.671309192	3.621169916	7.242339833	4.735376045	24.23398329	100
	500ml	750ml	800ml	850ml	1l	1.5l	2l	Dirty	HDPE	Underweight	Total
Bottle Type	89	65	1	3	52	6	13	26	17	87	359
(g) Plastic Total	18274	18432	274	1049	18484	3060	8805	9166.8	5694.0	870.8514286	84109.73714

Scrapstore Results; Total Grams of single use plastic

359 Ecobricks Donated Total = 84109.74g of single use plastic contained

